

Dear Family:

In Foundations Unit 12, I will be reviewing the soft sounds of **c** and **g**. They will review that the letter **c** says /s/ when it is followed by **e**, **i**, or **y** (as in **cent**, **city**, **cycle**) and the letter **g** says /j/ when followed by **e**, **i**, or **y** (as in **gem**, **giant**, **apology**). In this unit, we will work on spelling these sounds. They will also learn that sometimes **nce** and **nge** end **closed syllables** (**fence**, **lunge**). The **e** at the end is only present to change the sound of the **g** or **j**. I will also explain that English words do not end in the letter **j**. The sounds of the **c** or **g** should be marked, and in the case of a **closed syllable** with **nce** or **nge** the silent **e** will need to be crossed out:

/s/
cin**ch**
c

/j/
gent**le**
c -le

/s/
fen**c**~~e~~
c

/j/
lun**g**~~e~~
c

Next, **dge**, which makes the /j/ sound, will be introduced as a trigraph that is used after a short vowel. Some **dge** words include **fudge** and **ledge**. A word like **fudge** is marked as follows:

fu**d****g**~~e~~
c

I will be telling students how words that have an **e** at the end to make a soft **g** or **c** sound also follow the silent **e** spelling rule when adding suffixes (**convinced**, **judging**). As a reminder, the silent **e** spelling rule states that, when adding a consonant suffix to a word that ends in silent **e**, we simply add the suffix. However, when the suffix begins with a vowel, we must drop the **e** and add the suffix. If an **e** is dropped, the words will be marked like this:

/s/
äv**ä****n****c**~~e~~**d**
c c

Remember to have fun while helping to build your child's foundation for lifelong literacy!

Sincerely,



Name: _____





Date: _____







Cursive Connectives Practice Review Worksheet





Practice These Connectives! This worksheet provides practice with connecting cursive letters that have been taught in **previous Units**. These clusters are for practice and may not be real words. Practice each set of connectives several times and be sure to leave a space between each set as shown in the example on line 1.





    *Lugu Lugu*





    *Xena*





    *Queen Paola*

    *Kai Kai*

    *Latar*

    *Xander*

    *Laanaag*

    *Xi An*

Forward Slant, most commonly used by right-handed students.

Name: _____

Date: _____



Cursive Connectives Practice Review Worksheet

Practice These Connectives! This worksheet provides practice with connecting cursive letters that have been taught in **previous Units**. These clusters are for practice and may not be real words. Practice each set of connectives several times and be sure to leave a space between each set as shown in the example on line 1.

Lugu Lugu

Xena

Luen Paola

Kai Kai

Latar

Kander

Laamaag

Ki Am

Backward Slant, most commonly used by left-handed students.



Do the “Soft Sound of C and G” Activity

Have your child divide the words and write the syllables on the lines. Mark the sound /k/ or /s/ above the **c**. Mark the sound /g/ or /j/ above the **g**.

c	
stencil =	<div style="display: flex; justify-content: space-around;"> <div style="text-align: center;"> <u>sten</u> </div> <div style="text-align: center;"> ^{/s/} <u>cil</u> </div> </div>
cancel =	<div style="display: flex; justify-content: space-around;"> <div style="border-bottom: 1px solid black; width: 100px;"></div> <div style="border-bottom: 1px solid black; width: 100px;"></div> </div>
recite =	<div style="display: flex; justify-content: space-around;"> <div style="border-bottom: 1px solid black; width: 100px;"></div> <div style="border-bottom: 1px solid black; width: 100px;"></div> </div>
locate =	<div style="display: flex; justify-content: space-around;"> <div style="border-bottom: 1px solid black; width: 100px;"></div> <div style="border-bottom: 1px solid black; width: 100px;"></div> </div>

g	
flagpole =	<div style="display: flex; justify-content: space-around;"> <div style="border-bottom: 1px solid black; width: 100px;"></div> <div style="border-bottom: 1px solid black; width: 100px;"></div> </div>
giblet =	<div style="display: flex; justify-content: space-around;"> <div style="border-bottom: 1px solid black; width: 100px;"></div> <div style="border-bottom: 1px solid black; width: 100px;"></div> </div>
goblin =	<div style="display: flex; justify-content: space-around;"> <div style="border-bottom: 1px solid black; width: 100px;"></div> <div style="border-bottom: 1px solid black; width: 100px;"></div> </div>
giant =	<div style="display: flex; justify-content: space-around;"> <div style="border-bottom: 1px solid black; width: 100px;"></div> <div style="border-bottom: 1px solid black; width: 100px;"></div> </div>



Do the “Making Sentences” Activity

Have your child choose 3 of the 5 words below and write a sentence for each selected word. Use a dictionary or a spell checker if necessary. Please proofread your sentence for correct punctuation and spelling!

cancel

recite

sincere

compare

stingy

1

2

3



Do the "Spelling Options" Activity

Have your child write the option letters in the blanks provided. Use a dictionary or spell checker to determine the correct spelling and write the correct spelling on the line.

/s/ - c or s?	
1	pri <u> c </u> e <u> price </u> pri <u> s </u> e
2	embra <u> </u> e _____ embra <u> </u> e
3	<u> </u> end _____ <u> </u> end
4	in <u> </u> ist _____ in <u> </u> ist

/j/ - g or j?	
1	<u> g </u> entle <u> gentle </u> <u> j </u> entle
2	sta <u> </u> e _____ sta <u> </u> e
3	in <u> </u> est _____ in <u> </u> est
4	<u> </u> inx _____ <u> </u> inx

Have your child use a dictionary to confirm the correct spelling for each word set below.

pencil or pensil

replase or replace

fansy or fancy

spisy or spicy

sipping or cipping

cincere or sincere

persent or percent

settle or cettle



Guess Which One

Read the sentence(s). Write the correct Sound Alike Word from the box on the lines below.

cell

sell

peace

piece

- 1 You should try to _____ the extra copies of that novel.
- 2 I think you are missing a _____ of your puzzle.
- 3 The president wanted the country to be at _____.
- 4 A hive has a _____ for each drop of honey.
- 5 Can you hand her a _____ of ice for her drink?



Sentence Creation

Create one sentence for each Sound Alike Word. The sentence should use the word correctly *and* demonstrate the meaning of the word.

- 1 _____

- 2 _____

- 3 _____

- 4 _____



Do the “Soft Sound of C and G Marking” Activity

Have your child mark the syllable types in the words below. Words like **prince** and **plunge** are closed syllables. The ‘e’ is just there for the soft **c** and **g** sounds. ‘E’ cannot jump over two sounds to make the first vowel long as it does in the vowel-consonant-e syllable.

prīnce
c

fence

hinge

plūnge
c

page

slice

dance

since

lace



Do the “Trigraph DGE” Activity

Have your child read the words below and underline all trigraphs. Mark the syllable types. The letter ‘j’ will never end a word in English. In words with a short vowel followed by a /j/ sound, use the trigraph ‘dge’ as in the word **fudge**.

smūdge
c

dodge

patch

judge

wīth
c

ledge

edge

stitch



Do the "Silent E" Activity

Have your child circle any suffixes below, then write the word on the line provided. Apply the "drop the e" spelling rule as needed.

glance + s = glances glance + ing = glancing

fence + s = _____ fence + ed = _____

judge + s = _____ judge + ing = _____

advance + s = _____ advance + ing = _____

nice + er = _____ nice + est = _____

nice + ly = _____ replace + ing = _____

dance + er = _____ nice + est = _____

smudge + ing = _____ price + ing = _____

place + ment = _____ prance + ed = _____

huge + ly = _____ balance + ed = _____



Guess Which One

Read the sentence(s). Write the correct Sound Alike Word from the box on the lines below.

cent

sent

scent

scene

seen

- 1 These days a single _____ will hardly buy you a thing.
- 2 The first _____ of the film was very dramatic.
- 3 I like the _____ of all flowers, but I like roses most.
- 4 Have you _____ my fancy warm jacket?
- 5 Steve will not cancel the race since the flyer was _____ five days ago.



Sentence Creation

Create one sentence for each Sound Alike Word. The sentence should use the word correctly *and* demonstrate the meaning of the word.

- 1 _____

- 2 _____

- 3 _____

- 4 _____

- 5 _____
