

Dear Family:

In Foundations Unit 13, your child will learn all about the sounds made by the **ch** (as in **chorus**) and **ph** (as in **phone**) digraphs. As with all digraphs, these two letters make one sound. These digraphs can be marked by underlining them:

phase chords

I will also be teaching students about some letters that are silent when combined with certain letters. These are called **silent letter combinations** and they are as follows:

w r - /r/ (w is silent)	/r/	g n - /n/ (g is silent)	/n/
h r - /r/ (h is silent)		k n - /n/ (k is silent)	

n m - /m/ (n is silent)	/m/	h g - /g/ (h is silent)	/g/
b m - /m/ (b is silent)			

To mark these, students simply underline the **silent letter combination** and cross out the silent letter:

k~~n~~ e e l

One good way to help your child remember the sounds of these silent letter combinations is by telling them that two of these letter combinations say /r/, two say /n/, two say /m/ and one says /g/.

Students will continue to develop their dictionary and vocabulary skills. They have learned much about words so keep up the great work at home!

Sincerely,



Name: _____




Date: _____






Cursive Connectives Practice Review Worksheet




Practice These Connectives! This worksheet provides practice with connecting cursive letters that have been taught in **previous Units**. These clusters are for practice and may not be real words. Practice each set of connectives several times and be sure to leave a space between each set as shown in the example on line 1.




 _____
 *sosa sosa*





 _____
 *Janet*





 _____
 *Istanbul*


 _____
 *South America*


 _____
 *Japan*


 _____
 *Italy*


 _____
 *Sarah*


 _____
 *Jordan*


Forward Slant, most commonly used by right-handed students.

Name: _____

Date: _____



Cursive Connectives Practice Review Worksheet

Practice These Connectives! This worksheet provides practice with connecting cursive letters that have been taught in **previous Units**. These clusters are for practice and may not be real words. Practice each set of connectives several times and be sure to leave a space between each set as shown in the example on line 1.

so sa so sa

Janet

Istanbul

South America

Japan

Italy

Sarah

Jordan

Backward Slant, most commonly used by left-handed students.



Do the "New Sound" Activity

Have your child read the words and underline the **ch** in each one. Write /k/ above the **ch** to indicate the sound and then write the words on the lines below.

/k/

Chris

scheme*

stomach*

technical

orchid

school

chrome

chorus*

chemical

schedule*

echo*

ache*

Chris

_____	_____	_____
_____	_____	_____
_____	_____	_____
_____	_____	_____

Select two of the starred words and construct a sentence that demonstrates its meaning.

1 _____

2 _____



Do the “New Sound” Activity

Have your child read the words and underline the **ph** for the /f/ sound. Then, write the words with the **ph** option for /f/ on the lines below.

phony

gph*

dolphin

Ralph

flagph

female

atmosphere*

photoph*

telephone

French

confuse

define

geography*

alphabet*

profile

phony

_____	_____	_____
_____	_____	_____
_____	_____	_____

Select two of the starred words and construct a sentence that demonstrates its meaning.

1 _____

2 _____



Guess Which One

Read the sentence(s). Write the correct Sound Alike Word from the box on the lines below.

knew

new

night

knight

- 1 Shawn _____ the shirt was wrinkled, but he decided to wear it any way.
- 2 We just won the basketball game and now I have a _____ trophy.
- 3 It was so bright last _____ because of the huge moon.
- 4 She _____ dolphins were smart, but she didn't know they could communicate with whistles.
- 5 The brave _____ saved the princess in the castle.



Sentence Creation

Create one sentence for each Sound Alike Word. The sentence should use the word correctly *and* demonstrate the meaning of the word.

1

2

3

4



Do the "Silent Letters" Activity

Have your child cross out the silent letter(s) in each word below and read the words.

~~gh~~ost

wrestle

wrench

wrist

ghost

knot

knight

crumb

knuckle

wrong

rhinestone

spaghetti

wrinkle

knives

column



Do the "Silent Letter Category" Activity

Have your child write the words from above in the correct boxes. Cross out the silent letters.

rh

gh

wr

mb

kn

mn



Guess Which One

Read the sentence(s). Write the correct Sound Alike Word from the box on the lines below.

knows

nose

- 1 Phillip _____ many words in German.
- 2 My grandma _____ how to make a great rhubarb pie.
- 3 Your _____ is red! Is it very cold today?
- 4 Chris _____ that Ralph likes magic, so they went to a show.
- 5 Rose has a stomach ache and a runny _____.



Sentence Creation

Create one sentence for each Sound Alike Word. The sentence should use the word correctly *and* demonstrate the meaning of the word.

1 _____

2 _____
